


ZOOMLION

ZS3246DC/ZS1012DC

BATTERY POWERED SCISSOR LIFT



FEATURES

Standard Features

- Proportional controls
- All motion alarm
- Fold-down handrails
- Flashing amber beacon
- Self-closing entry gate
- Emergency descent system
- Active pothole protection system
- Hour meter
- Forklift pockets
- Horn
- Drivable at full height
- Scissor maintenance prop
- Charging protection system
- Extension deck (unidirectional)
- Autobrake system
- On-board diagnostic
- Emergency stop button
- Over tilt protective system
- AC power to platform
- Load sensing system
- Maintenance-free batteries

Accessories & Options

- Li-ion batteries for option with 5-year warranty
- Air line to platform
- Platform work lights
- Overhead protection bar

HIGHLIGHTS

High Performance

- Efficient electric direct drive system
- Greater platform capacity with better performance on-the-job
- Front-wheel drive and brake offer mobility and versatility

Easy Maintenance & Service

- Common components and modular design, easy to maintenance
- Bilateral swing-out trays (battery & hydraulic), simple to service
- Robust & build to last, reliable, and safe

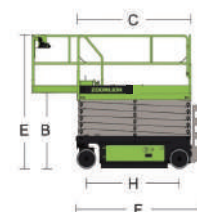
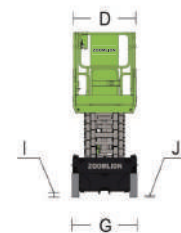

ACCESS WITH ZOOMLION GREEN



ZOOMLION

ZS3246DC/ZS1012DC

Model	ZS3246DC/ZS1012DC
Size	
Work Height	38ft 9in (11.80m)
A-Platform Height-Elevated	32ft 2in (9.80m)
B-Platform Height-Stowed	4ft 7in (1.39m)
C-Platform Length	7ft 7in (2.30m)
D-Platform Width	3ft 8in (1.12m)
Platform Extension	3ft (0.91m)
E-Overall Height (Rails Up)	8ft 4in (2.53m)
Overall Height (Rails Down)	6ft 7in (2m)
F-Overall Length	8ft 2in (2.49m)
G-Overall Width	3ft 9in (1.15m)
H-Wheelbase	6ft 1in (1.85m)
I-Ground Clearance (Stowed)	4.5in (0.11m)
J-Ground Clearance (Raised)	0.75in (0.02m)
Performance	
Platform Capacity	770lb (350kg)
Capacity on Deck Extension	250lb (113kg)
Max. Number of Workers	Indoor: 2 Outdoor: 1
Drive Speed (Stowed)	2.5mph (4km/h)
Drive Speed (Raised)	0.5mph (0.8km/h)
Turning Radius (Inside)	4in (0.1m)
Turning Radius (Outside)	7ft 3in (2.2m)
Lifting Motor	24V/4.5KW
Drive Motor	24V/2x0.75KW
Up/Down Time	60s/35s
Gradeability	25%(14°)
Max. Working Slope (Lateral/Vertical)	1.5°/3°
Control	Proportional Control
Drive	Front Wheels
Brake	Front Wheels
Tire	Ø15inx5in (Ø381mmx127mm)
Power	
Type	Lead-acid batteries (Li-ion batteries for option)
Battery	4x6V/240Ah
Charger	24V/30A
Weight	
Gross	6460lb (2930kg)



AJ Access Platforms Ltd, Pill Way, Severn Bridge Industrial Estate,
Caldicot Monmouthshire, NP26 5PU, UK
Phone: +44 (0) 1291 421 155
Email: info@accessplatforms.com, sales@accessplatforms.com
Web: www.accessplatforms.com

[Get Pricing](#)

