



ELITE ACCESS SOLUTIONS

PRODUCT CHART


Your Trusted Partner In Powered Access Hire.

ELECTRIC SCISSOR LIFTS



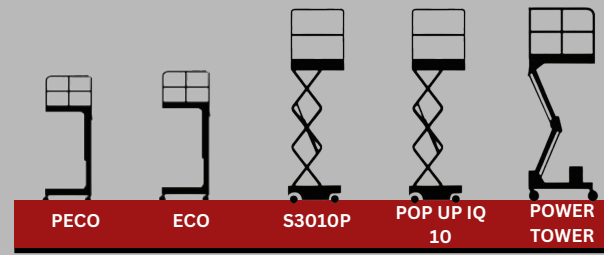
	1932ES	0807DC	2632ES	2646ES	1012DC	3246ES	4740ES	1412DC	1612DC	HL-190	2212DC
Working Height	7.80M	7.80M	9.77M	9.92M	10.00M	11.68M	13.80M	13.80M	15.70M	18.80M	22.0M
Platform Height	5.80M	5.80M	7.77M	7.92M	8.00M	9.68M	11.80M	11.80M	13.70M	16.80M	20.0M
Height Stowed	1.99M	1.83M	2.33M	2.36M	2.32M	2.36M	2.53M	2.59M	2.59M	3.40M	3.82M
Platform Length	1.78M	1.86M	2.30M	2.26M	2.48M	2.50M	2.41M	2.27M	2.64M	3.38M	4.72M
Machine width	0.81M	0.76M	0.81M	1.17M	1.15M	1.17M	1.19M	1.12M	1.12M	1.20M	1.25M
Machine Weight	1,193KG	1,580KG	2200KG	2,243KG	2,655KG	2,870KG	3,400KG	3,100KG	3,180KG	7,985KG	12,350KG
Safe Working Load	250KG	230KG	230KG	454KG	450KG	454KG	227KG	250KG	200KG	500KG	600KG

DIESEL SCISSOR LIFTS




	6826RT	6832RT	3970RT	9243RT	9253RT	Z55390RT	9664RT	2223RT	2825RT	3225RT
Working Height	9.90M	11.58M	12.00M	15.11M	18.15M	18.00M	21.51M	22.00M	28.00M	32.00M
Platform Height	7.90M	9.58M	10.00M	13.11M	16.15M	16.00M	19.51M	20.00M	26.00M	30.00M
Height Stowed	2.38M	2.51M	2.70M	2.70M	3.19M	2.03M	2.53M	3.75M	4.13M	4.13M
Platform Length	2.72M	2.72M	3.40M	4.31M	4.42M	3.98M	4.57M	4.80M	5.96M	6.73M
Machine width	1.70M	1.76M	1.80M	2.30M	2.30M	1.83M	2.44M	1.85M	2.50M	2.55M
Machine Weight	2,903KG	3,475KG	3,620KG	7,081KG	8,215KG	8,650KG	9,997KG	13,000KG	19,800KG	23,950KG
Safe Working Load	567KG	454KG	454KG	907KG	680KG	680KG	KG	750KG	1000KG	1000KG

PUSH AROUND VERTICAL (PAV)



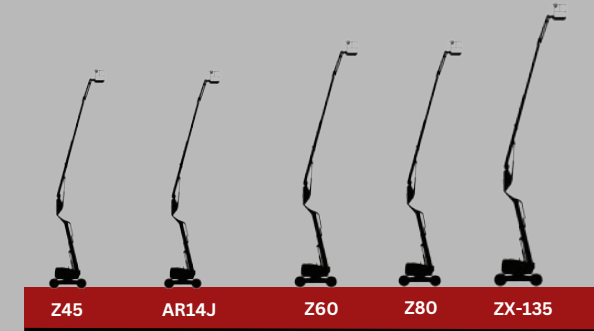
	PECO	ECO	S3010P	POP UP IQ 10	POWER TOWER
Working Height	3.50M	4.20M	5.00M	5.00M	5.10M
Platform Height	1.50M	2.20M	3.00M	3.00M	3.10M
Height Stowed	1.55M	1.94M	1.80M	1.75M	1.85M
Platform Length	0.72M	1.20M	1.20M	1.01M	1.52M
Machine width	0.70M	0.70M	0.75M	0.75M	0.78M
Machine Weight	180KG	305KG	370KG	394KG	340KG
Safe Working Load	150KG	150KG	240KG	240KG	250KG

ELECTRIC BOOM LIFTS



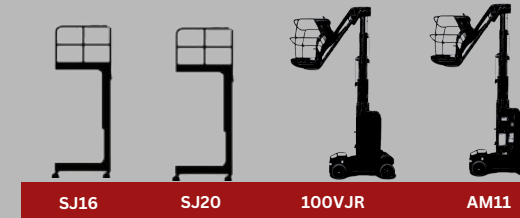
	SJ30	A38E	Z45FE	AB16EJ	BA16CERT2	Z60FE
Working Height	11.00M	13.50M	15.94M	17.70M	16.27M	20.16M
Platform Height	9.00M	11.50M	13.94M	15.70M	14.27M	18.16M
Height Stowed	2.01M	2.00M	2.00M	2.00M	2.58M	2.54M
Platform Length	5.44M	4.10M	6.83M	6.80M	5.17M	8.15M
Machine width	1.19M	0.76M	1.79M	1.90M	2.44M	2.49M
Machine Weight	5,750KG	1,580KG	7394KG	7,300KG	8,300KG	7,756KG
Max Working Outreach	6.25M	6.1M	7.65M	9.30M	8.69M	11.15M
Safe Working Load	227KG	215KG	227KG	230KG	320KG	227KG

ELECTRIC BOOM LIFTS



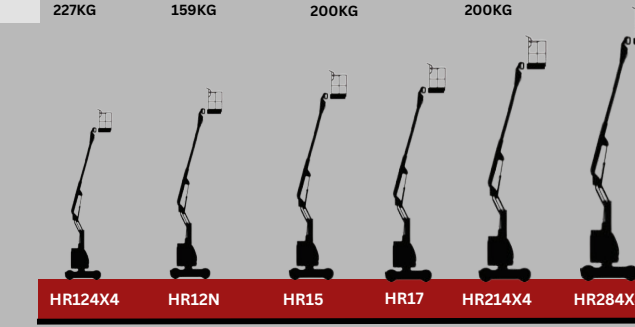
	Z45	AR14J	Z60	Z80	ZX-135
Working Height	15.94M	16.09M	20.16M	25.77M	43.15M
Platform Height	13.94M	14.09M	18.16M	23.77M	41.15M
Height Stowed	2.00M	2.17M	2.54M	3.00M	3.09M
Platform Length	6.83M	6.76M	8.15M	11.27M	12.93M
Machine width	1.83M	2.31M	2.49M	2.49M	3.94M
Machine Weight	7,400KG	7,160KG	7,530KG	17,237KG	21,092KG
Max Working Outreach	7.65M	7.67M	11.15M	18.29M	21.26M
Safe Working Load	227KG	230KG	227KG	227KG	272KG

MAST BOOM LIFTS



	SJ16	SJ20	100VJR	AM11
Working Height	6.58M	7.77M	9.85M	11.20M
Platform Height	4.58M	5.94M	7.85M	9.20M
Height Stowed	1.76M	2.00M	1.99M	1.99M
Platform Length	1.37M	1.37M	2.82M	2.72M
Machine width	0.76M	0.80M	0.99M	1.00M
Machine Weight	996KG	1,107KG	4,900KG	2950KG
Max Working Outreach	-	-	3.15M	3.00M
Safe Working Load	227KG	159KG	200KG	200KG

BI-FUEL BOOM LIFTS



	HR124X4	HR12N	HR15	HR17	HR214X4	HR284X4
Working Height	12.10M	12.10M	15.50M	17.00M	20.80M	28.00M
Platform Height	10.10M	10.10M	13.50M	15.00M	18.80M	26.00M
Height Stowed	1.99M	1.90M	1.99M	1.99M	2.18M	2.70KG
Platform Length	4.05M	4.10M	4.93M	4.93M	5.47M	9.28M
Machine width	1.60M	1.50M	1.50M	1.50M	2.27M	2.49M
Machine Weight	3,450KG	3,435KG	7,250KG	7,780KG	6,680KG	14,460KG
Max Working Outreach	6.40M	6.1M	9.70M	9.70M	13.00M	19.00M
Safe Working Load	227KG	200KG	225KG	225KG	320KG	280KG

0333 567 8932

www.eliteaccessolutions.co.uk

hire@eliteaccessolutions.co.uk



Elite Access Solutions (EAS) Limited